



# Water-Efficient Landscaping:



Preventing  
Pollution &  
Using Resources  
Wisely



# A Message from the Administrator

## Christine Todd Whitman




I believe water is the biggest environmental issue we face in the 21st Century in terms of both quality and quantity. In the 30 years since its passage, the Clean Water Act has dramatically increased the number of waterways that are once again safe for fishing and swimming. Despite this great progress in reducing water pollution, many of the nation's waters still do not meet water quality goals. I challenge you to join with me to finish the business of restoring and protecting our nation's waters for present and future generations.

United States Environmental Protection Agency  
Office of Water (4204M)  
EPA832-F-02-002  
September 2002  
[www.epa.gov/owm/water-efficiency/index.htm](http://www.epa.gov/owm/water-efficiency/index.htm)



## Contents

What is Water-efficient Landscaping?	1
Why Use Water-efficient Landscaping?	3
How is Water-efficient Landscaping Applied?	4
Water-efficient Landscape Irrigation Methods	6
Examples of Successful Water-efficient Landscaping Projects	10
For More Information	13
Resources	14





# What is Water-efficient Landscaping?

Water, many agree, is our most precious natural resource; without it, life ceases. Yet judging by our water use and consumption practices, many of us in the United States seem to take it for granted. A typical household uses approximately 260 gallons of water per day. “Water conscious” individuals often install high-efficiency shower heads and toilets and wash only full loads of clothes and dishes to reduce consumption. But in the summer, the amount of water used outdoors by a household can exceed the amount used for all other purposes in the entire year. This is especially true in hot, dry climates.

Gardening and lawn care account for the majority of this seasonal increase, but other outdoor activities, such as washing cars and filling swimming pools, also contribute. According to the U.S. Geological Survey, of the 26 billion gallons of water consumed daily in the United States<sup>1</sup>, approximately 7.8 billion gallons, or 30 percent<sup>2</sup>, is devoted to outdoor uses. The majority of this is used for landscaping. In fact, it is estimated that the typical suburban lawn consumes 10,000 gallons of water above and beyond rainwater each year (Vickers, p 140).

Many mistakenly believe that stunning gardens and beautiful lawns are only possible through extensive watering, fertilization, and pesticide application. As this booklet will demonstrate, eye-catching gardens and landscapes that save water, prevent pollution, and

protect the environment are, in fact, easily achieved by employing water-efficient landscaping. Water-efficient landscaping produces attractive landscapes because it utilizes designs and plants suited to local conditions.

This booklet describes the benefits of water-efficient landscaping. It includes several examples of successful projects and programs, as well as contacts, references, and a short bibliography. For specific information about how to best apply water-efficient landscaping principles to your geographical area, consult with your county



*Xeriscape garden at Denver Water*

extension service and local garden and nursery centers. Local governments and water utilities also possess a wealth of information and suggestions for using water more efficiently in all aspects of your life, including landscaping.

<sup>1</sup> W.B. Solley, R.R. Pierce, and H.A. Perlman. 1998. *Estimated Use of Water in the United States in 1995* (USGS Circular 1200). USGS. Reston, VA. p.27.

<sup>2</sup> Amy Vickers. 2001. *Handbook of Water Use and Conservation*. WaterPlow Press. Amherst, MA. p. 140.



*Xeriscaped front yard in Colorado Springs*

Many terms and schools of thought have been used to describe approaches to water-efficient landscaping. Some examples include “water-wise,” “water-smart,” “low-water,” and “natural landscaping.” While each of these terms varies in philosophy and approach, they are all based on the same principles and are commonly used interchangeably. One of the first conceptual approaches developed to formalize these principles is known as “Xeriscape<sup>3</sup> landscaping.” Xeriscape landscaping is defined as “quality landscaping that conserves water and protects the environment.” The word “Xeriscape” was coined and copyrighted by

Denver Water Department in 1981 to help make water conserving landscaping an easily recognized concept. The word is a combination of the Greek word “xeros,” which means “dry,” and “landscape.”

The seven principles upon which Xeriscape landscaping is based are:

- Proper planning and design
- Soil analysis and improvement
- Appropriate plant selection
- Practical turf areas
- Efficient irrigation
- Use of mulches
- Appropriate maintenance

The eight fundamentals of water-wise landscaping, below, illustrate the similarities in the underlying concepts and principles of Xeriscape landscaping and other water-efficient approaches.

- Group plants according to their water needs.
- Use native and low-water-use plants.
- Limit turf areas to those needed for practical uses.
- Use efficient irrigation systems.
- Schedule irrigation wisely.
- Make sure soil is healthy.
- Remember to mulch.
- Provide regular maintenance.

In short, plan and maintain your landscape with these principles of water efficiency in mind and it will continue to conserve water and be attractive.

---

<sup>3</sup> Denver Water welcomes the use of the term Xeriscape in books, articles, and speeches promoting water conserving landscape. EPA is using this term with permission from Denver Water. For permission to use “Xeriscape” in your publications, call Denver Water at 303 628-6330.

# Why Use Water-efficient Landscaping?

Proper landscaping techniques not only create beautiful landscapes, but also benefit the environment and save water. In addition, attractive, water-efficient, low-maintenance landscapes can increase home values.

Water-efficient landscaping offers many economic and environmental benefits, including:

- Lower water bills from reduced water use.
- Conservation of natural resources and preservation of habitat for plants and wildlife such as fish and waterfowl.
- Decreased energy use (and air pollution associated with its generation) because less pumping and treatment of water is required.
- Reduced home or office heating and cooling costs through the careful placement of trees and plants.
- Reduced runoff of stormwater and irrigation water that carries top soils, fertilizers, and pesticides into lakes, rivers, and streams.
- Fewer yard trimmings to be managed or landfilled.
- Reduced landscaping labor and maintenance costs.
- Extended life for water resources infrastructure (e.g., reservoirs, treatment plants, groundwater aquifers), thus reduced taxpayer costs.



*Meadow Sage (Salvia pratensis) is the background for New Mexico Evening Primrose (Oenothera berlandieri 'siskiyou')*

# How is Water-efficient Landscaping Applied?

Landscaping that conserves water and protects the environment is not limited to arid landscapes with only rocks and cacti.



*Dragon's Blood Sedum (Sedum spurium) under Honeylocust Trees (Gleditsia triacanthos)*

Through careful planning, landscapes can be designed to be both pleasing to the senses and kind to the environment. One simple approach to achieving this is applying and adopting the basic principles of water-efficient landscaping to suit your climatic region. The seven principles of Xeriscape landscaping are used below to describe these basic concepts in greater detail.

## Proper planning and design

Developing a landscape plan is the first and most important step in creating a water-efficient landscape. Your plan

water-efficient landscapes and allow you to continually improve your landscape over time.

## Soil analysis and improvements

Because soils vary from site to site, test your soil before beginning your landscape improvements. Your county extension service can analyze the pH levels; nutrient levels (e.g., nitrogen, phosphorus, potassium); and the sand, silt, clay, and organic matter content of your soil. It can also suggest ways to improve your soil's ability to support plants and retain water (e.g., through aeration or the addition of soil amendments or fertilizers).

## Appropriate plant selection

Your landscape design should take into account your local climate as well as soil conditions. Focus on preserving as many existing trees and shrubs as possible because established plants usually require less water and maintenance. Choose plants native to your region. Native plants, once established, require very little to no additional water beyond normal rainfall. Also, because they are adapted to local soils and climatic conditions, native plants commonly do not require the addition of fertilizers and are more resistant to pests and disease.

When selecting plants, avoid those labeled "hard to establish," "susceptible to disease," or "needs frequent attention," as these types of plants frequently require large amounts of supplemental water, fertilizers, and pesticides. Be careful when selecting non-indigenous species as some of them may become invasive. An invasive plant might be a water guzzler and will surely choke out native species. Your state or county extension service or local nursery can help you select appropriate plants for your area.



The key to successful planting and transplanting is getting the roots to grow into the surrounding soil as quickly as possible. Knowing when and where to plant is crucial to speeding the establishment of new plants. The best time to plant will vary from species to species. Some plants will thrive when planted in a dormant or inactive state. Others succeed when planted during the season when root generation is highest and sufficient moisture is available to support new growth (generally, spring is the best season, but check plant tags or consult with your local nursery for specific species).



*Wine Cup (Callirhoe involucrata) and Sunset Hyssop (Agastache rupestris) in the Denver Water Xeriscape Garden*

## Practical turf areas

How and where turf is placed in the landscape can significantly reduce the amount of irrigation water needed to support the landscape. Lawns require a large amount of supplemental water and generally greater maintenance than other vegetation. Use turf where it aesthetically highlights the house or buildings and where it has practical function, such as in play or recreation areas. Grouping turf areas can increase watering efficiency and significantly reduce evaporative and runoff losses. Select a type of grass that can withstand drought periods and become dormant during hot, dry seasons. Reducing or eliminating turf areas altogether further reduces water use.

## Efficient irrigation

Efficient irrigation is a very important part of using water efficiently outdoors, and applies in any landscape—whether Xeriscape or conventional. For this reason, an entire section of this booklet addresses efficient irrigation; it can be found on page 6.

## Use of mulches

Mulches aid in greater retention of water by minimizing evaporation, reducing weed growth, moderating soil temperatures, and preventing erosion. Organic mulches also improve the condition of your soil as they decompose. Mulches are typically composed of wood bark chips, wood grindings, pine straws, nut shells, small

gravel, or shredded landscape clippings. Avoid using rock mulches in sunny areas or around non-arid climate plants, as they radiate large amounts of heat and promote water loss that can lead to scorching. Too much mulch can restrict water flow to plant roots and should be avoided.

## Appropriate maintenance

Water and fertilize plants only as needed. Too much water promotes weak growth and increases pruning and mowing requirements. Like any landscape, a water-efficient yard will require regular pruning, weeding, fertilization, pest control, and irrigation. As your water-efficient landscape matures, however, it will require less maintenance and less water. Cutting turf grass only when it reaches two to three inches promotes deeper root growth and a more drought-resistant lawn. As a rule of thumb, mow your turf grass before it requires more than one inch to be removed. The proper cutting height varies, however, with the type of grass, so you should contact your county extension service or local nursery to find out the ideal cutting height for your lawn. Avoid shearing plants or giving them high nitrogen fertilizers during dry periods because these practices encourage water-demanding new growth.

# Water-efficient Landscape Irrigation Methods

With common watering practices, a large portion of the water applied to lawns and gardens is not absorbed by the plants. It is lost through evaporation, runoff, or being pushed beyond the root zone because it is applied too quickly or in excess of the plants' needs. The goal of efficient irrigation is to reduce these losses by applying only as much water as is needed to keep your plants healthy. This goal is applicable whether you have a Xeriscape or a conventional landscape.

To promote the strong root growth that supports a plant during drought, water deeply and only when the plant needs water. For clay soils, watering less deeply and more often is recommended. Irrigating with consideration to soil

type, the condition of your plants, the season, and weather conditions—rather than on a fixed schedule—significantly increases your watering efficiency. Grouping plants according to similar water needs also makes watering easier and more efficient.

Irrigating lawns, gardens, and landscapes can be accomplished either manually or with an automatic irrigation system. Manual watering with a hand-held hose tends to be the most water-efficient method. According to the AWWA Research Foundation's outdoor end use study, households that manually water with a hose typically use 33 percent less water outdoors than the average household. The study also showed that households with in-ground sprinkler systems used 35 percent more water, those with automatic timers used 47 percent more water, and those with drip irrigation systems used 16 percent more water than households without these types of systems. These results show that in-ground sprinkler and drip irrigation systems must be operated properly to be water-efficient.

You can use a hand-held hose or a sprinkler for manual irrigation. To reduce water losses from evaporation and wind, avoid sprinklers that produce a fine mist or spray high into the air. Soaker hoses can also be very efficient and effective when used properly. Use a hand-held soil moisture probe to determine when irrigation is needed.

To make automatic irrigation systems more efficient, install system controllers such as rain sensors that prevent sprinkler systems from turning on during and immediately after rainfall, or soil moisture sensors that activate sprinklers only when soil moisture levels drop below pre-programmed levels. You can also use a weather-



*Purple Fountain Grass (Pennisetum setaceum "Rubrum") and Marigolds (Calendula officinalis) in planter bed*

driven programming system. Drip-type irrigation systems are considered the most efficient of the automated irrigation methods because they deliver water directly to the plants' roots. It is also important to revise your watering schedule as the seasons change. Over-watering is most common during the fall when summer irrigation schedules have not been adjusted to the cooler temperatures.

To further reduce your water consumption, consider using alternative sources of irrigation water, such as gray water, reclaimed water, and collected rainwater. According to the AWWA Research Foundation, homes with access to alternative sources of irrigation reduce their water bills by as much as 25 percent.<sup>4</sup> Graywater is untreated household waste water from bathroom sinks, showers, bathtubs, and clothes washing machines. Graywater systems pipe this used water to a storage tank for later outdoor watering use. State and local graywater laws and policies vary, so you should investigate what qualifies as gray water and if any limitations or restrictions apply. Reclaimed water is waste water that has been treated to levels suitable for nonpotable uses. Check with local water officials to determine if it is available in your area. Collected rainwater is rainwater collected in cisterns, barrels, or storage tanks. Commercial rooftop collection systems are available, but simply diverting your downspout into a covered



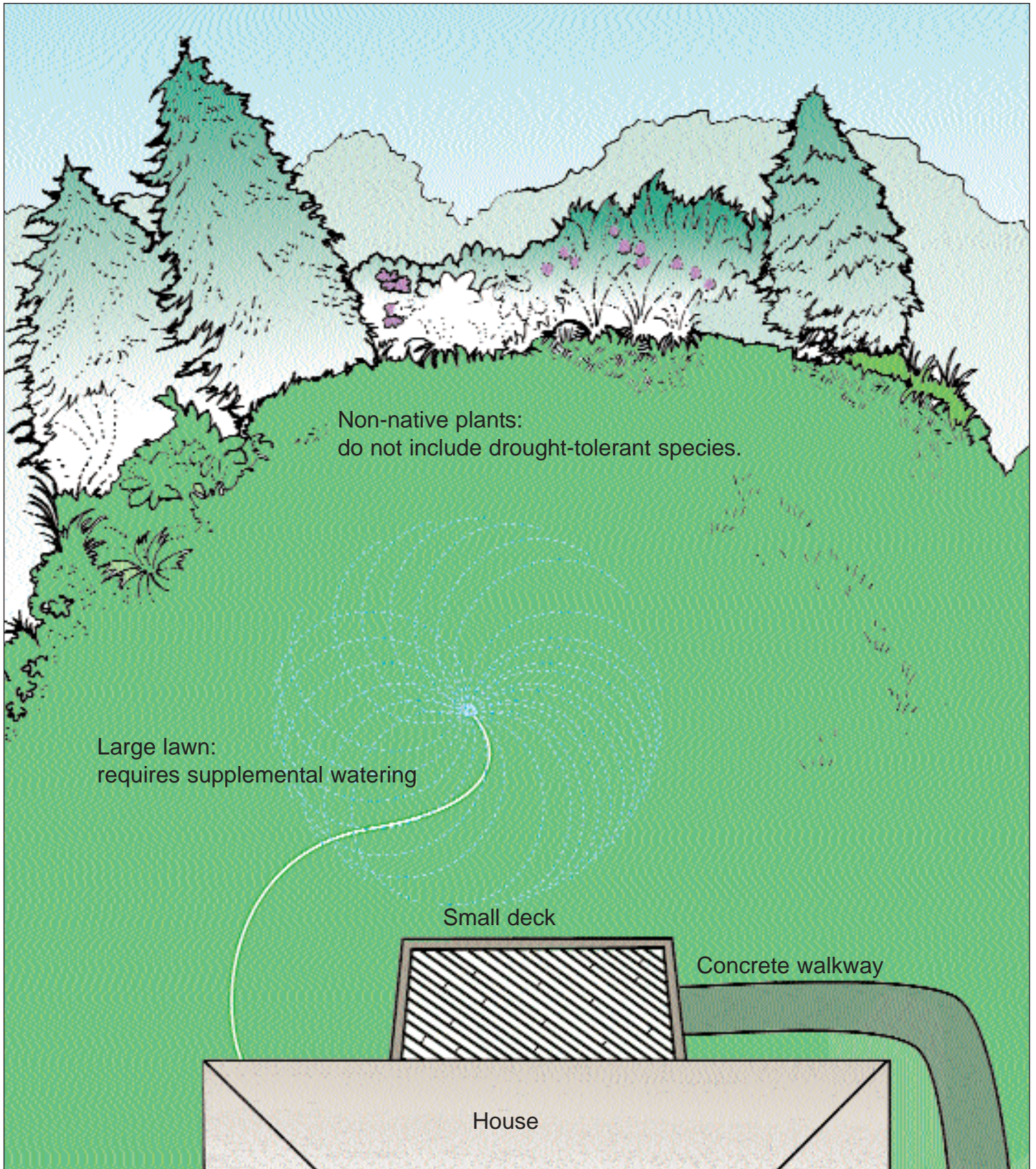
*Red Valerian (Centranthus ruber)*

barrel is an easy, low-cost approach. When collecting rainwater, cover all collection vessels to prevent animals and children from entering and to prevent mosquito breeding. Some states might have laws which do not allow collection of rainwater, so be sure to check with your state's water resource agency before implementing a rainwater collection system.

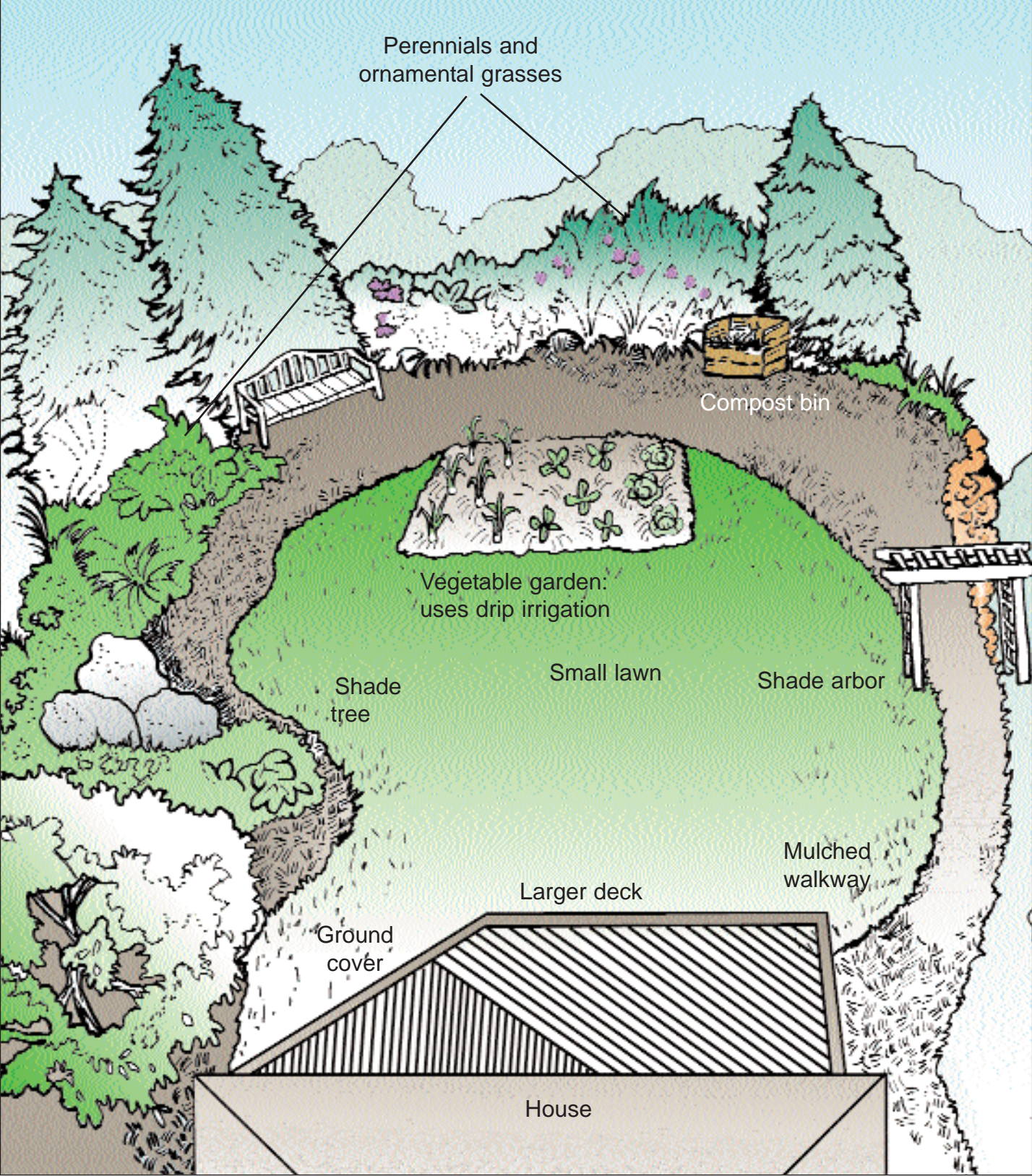
---

<sup>4</sup> AWWA Research Foundation. 1999. *Residential End Uses of Water*. <[www.waterwiser.org](http://www.waterwiser.org)>

# Non-xeriscaping



# Xeriscaping



# Examples of Successful Water-efficient Landscaping Projects

**W**ater-efficient landscaping techniques can be used by individuals, companies, state, tribal, and local governments, and businesses to physically enhance their properties, reduce long-term maintenance costs, and create environmentally conscious landscapes. The following examples illustrate how water-efficient landscapes can be used in various situations.



*Oriental Poppies (Papaver orientale)*

## Homeowner–public/private partnership

- The South Florida Water Management District, the Florida Nurserymen and Growers Association, the Florida Irrigation Society, and local businesses worked together to produce a television video called “Plant It Smart with Xeriscape.” The video shows how a typical Florida residential yard can be retrofitted with Xeriscape landscaping to save energy, time,

and money. The showcase yard (selected from 70 applicants) had a history of heavy water use—more than 90,000 gallons per month. After the retrofit, the yard’s aesthetic value was enhanced; plus it now uses 75 percent less water and relies on yard trimmings for mulch and compost.

- The Southwest Florida Water Management District (SWFWMD), the City of St. Petersburg, and Pinellas County, Florida, produced a video called “Xeriscape It!” It shows a landscape being installed using the seven Xeriscape principles. The SWFWMD also funded several Xeriscape demonstration sites and maintains a Xeriscape demonstration garden at its Brooksville, Florida, headquarters. The garden features a variety of native and non-native plants and is available for public viewing, along with a landscape plant identification guide.
- Residents of Glendale, Arizona, can receive a \$100 cash rebate for installing or converting more than half of their landscapable area to non-grass vegetation. The Glendale Water Conservation Office conducts an inspection of the converted lawn to ensure compliance with rebate requirements and then issues a rebate check to the homeowner. The purpose of the Landscape Rebate Program is to permanently reduce the amount of water used to irrigate grass throughout Glendale.

## State government

- Although perceived as a water-rich state, Florida became the first to enact a statewide Xeriscape law. Florida’s legislature recognized that its growing population and vulnerable environment necessitated legal safeguards for its water resources. The Xeriscape law requires Florida’s Departments of Management Ser-

vices and Transportation to use Xeriscape landscaping on all new public properties and to develop a 5-year program to phase in Xeriscape on properties constructed before July 1992. All local governments must also consider requiring the use of Xeriscape and offering incentives to install Xeriscaping.

- Texas also developed legislation requiring Xeriscape landscaping on new construction projects on state property beginning on or after January 1994. Additional legislation, enacted in 1995, requires the Department of Transportation to use Xeriscape practices in the construction and maintenance of roadside parks. All municipalities may consider enacting ordinances requiring Xeriscape to conserve water.

## City government

In Las Vegas, Nevada, homeowners can receive up to \$1,000 for converting their lawn to Xeriscape, while commercial landowners can receive up to a \$50,000 credit on their water bill. The city and several other surrounding communities hope these eye-catching figures will help Las Vegas meet its goal of saving 25 percent of the water it would otherwise have used by the year 2010; to date, it has saved 17 percent. Local officials plan to reach the target with the assistance of incentive programs encouraging Xeriscape, a city ordinance limiting turf to no more than 50 percent of new landscapes, grassroots information programs, and a landscape awards program specifically for Xeriscaped properties. Preliminary results of a five-year study show that residents who converted a portion of their lawns to Xeriscape reduced total water consumption by an average of 33 percent. The xeric vegetation required less than a quarter of the water typically used and one-third the maintenance (both in labor and expenditures) compared to traditional turf.



*Yellow Ice Plant (Delosperma nubigenum) close-up*

## Developers

Howard Hughes Properties (HHP), a developer and manager of more than 25,000 acres of residential, commercial, and office development property, has enthusiastically used drought tolerant landscaping on all of its properties since 1990. Most of the company's properties are located in Las Vegas, one of the country's fastest growing metropolitan areas. To conserve resources, the city and county have implemented regulations requiring developers to employ certain Xeriscape principles in new projects. Specifically, a limited percentage of grass can be used on projects, and it must be kept away from streets. As the area's first large-scale developer to recognize the need and value in incorporating drought tolerant landscaping in parks, streetscapes, and open spaces, HHP uses native and desert-adaptive plants that survive and thrive in the Las Vegas climate with minimal to moderate amounts of water.

Drip system irrigation controllers are linked to weather stations that monitor the evapotranspiration rate. This allows HHP to determine the correct amount of water to be applied to plants at any given time. HHP tests the irrigation systems regularly and adds appropriate soil amendments to promote healthy plant growth. The maintenance program also includes pest management, the use of mulching mowers, and the use of rock mulch top dressing on all non-turf planting areas. These measures combine to ensure a beautiful, healthy, and responsible landscape.

## Public/private partnerships

Even the most water-conscious homeowners in Southern California are over-watering by 50 to 70 gallons per day. The excess water washes away fertilizers and pesticides, which pollute natural waterways. The quantity of water wasted (and the dollars that pay for it) are even more substantial for large-scale commercial properties and developments.

An innovative partnership in Orange County links landscape water management, green mate-

rial management, and non-point source pollution prevention goals into one program—the Landscape Performance Certification Program. This program emphasizes efficient landscape irrigation and features a “landscape irrigation budget” based on a property’s landscape area, type, and the daily weather. The Municipal Water District monitors actual water use through a system of 12,000 dedicated water meters installed by participating landscape managers.

Participants, including landscapers, property managers, and homeowner associations, can compare the actual cost of water used on their property with the calculated budget. Those staying within budget are awarded certification, a proven marketing tool. This new voluntary program is implemented by the Municipal Water District with input from the California Landscape Contractors’ Association, the Orange County Integrated Management Department, the Metropolitan Water District of Southern California, and local nurseries and has the support of 32 retailing water suppliers. The program is already credited with increasing the use of arid-climate shrubs and landscaping to accommodate drip irrigation, and has resulted in cost savings to water customers.



*Miscanthus sinensis*  
(Miscanthus grass, also called Maiden grass) variety with leaves turning yellow for fall.





# For More Information

The following list of organizations can provide more information on water-efficient landscaping. This is not meant to be an exhaustive list, rather it is intended to help you locate local information sources and possible technical assistance.

## Water Management Districts or Utilities

Your local water management district often can provide information on water conservation, including water efficient landscaping practices. Your city, town, or county water management district can be found in the Blue Pages section of your local phone book or through your city, town, or county's Web site if it has one. If you do not know your city, town, or county's Web site, check for a link on your state's Web site. URLs for state Web sites typically follow this format: <www.state.(two letter state abbreviation).us>.

## State/County Extension Services

Your state or county extension service is also an excellent source of information. Many extension services provide free publications and advice on home landscaping issues including tips on plant selection and soil improvement. Some also offer a soil analysis service for a nominal fee. Your county extension service can be found in the Blue Pages section of your local phone book under the county government section or through your county's Web site if it has one. The U.S. Department of Agriculture's Cooperative State Research, Education, and Extension Service ([www.reeusda.gov/statepartners/usa.htm](http://www.reeusda.gov/statepartners/usa.htm)) provides an online directory of land-grant universities which can help you locate your state extension service. Government Guide ([www.governmentguide.com](http://www.governmentguide.com)) is yet another online resource that might prove helpful in locating state or local agencies.

## Organizations

The following is a partial list of organizations located across the United States that provide helpful information on water-efficient landscaping.

### American Water Works Association (AWWA)

6666 West Quincy Avenue  
Denver, CO 80235

Telephone: 303 794-7711

and

1401 New York Avenue, NW, Suite 640  
Washington, DC 20005

Telephone: 202 628-8303

Web: <[www.awwa.org](http://www.awwa.org)>

### Arizona Municipal Water Users Association (AMWUA)

Web: <[www.amwua.org/program-xeriscape.htm](http://www.amwua.org/program-xeriscape.htm)>

### BASIN

City of Boulder Environmental Affairs

P.O. Box 791

Boulder, CO 80306

Phone: 303 441-1964

E-mail: [basin@bcn.boulder.co.us](mailto:basin@bcn.boulder.co.us)

Web: <[bcn.boulder.co.us/basin/local/seven.html](http://bcn.boulder.co.us/basin/local/seven.html)>

### Denver Water

1600 West 12th Avenue

Denver, CO 80204

Phone: 303 628-6000

Fax: 303 628-6199

TDDY: 303 534-4116

Office of Water Conservation hotline:

303 628-6343

E-mail: [jane.earle@denverwater.org](mailto:jane.earle@denverwater.org)

Web: <[www.water.denver.co.gov/conservation/conservframe.html](http://www.water.denver.co.gov/conservation/conservframe.html)>

### New Mexico Water Conservation Program/Water Conservation Clearinghouse

P. O. Box 25102

Santa Fe, NM 87504

Phone: 800 WATER-NM

E-mail: [waternm@ose.state.nm.us](mailto:waternm@ose.state.nm.us)

Fax: 505 827-3813

Web: <[www.ose.state.nm.us/water-info/conservation/index.html](http://www.ose.state.nm.us/water-info/conservation/index.html)>

### Project WET - Water Education for Teachers

201 Culbertson Hall

Montana State University

Bozeman, MT 59717

Phone: 406 994-5392

Web: <[www.montana.edu/wwwwet](http://www.montana.edu/wwwwet)>

### Rocky Mountain Institute

1739 Snowmass Creek Road

Snowmass, CO 81654-9199

Phone: 970 927-3851

Web: <[www.rmi.org](http://www.rmi.org)>



*Turkish Speedwell (Veronica liwanensis) in background and tulips in foreground.*

**Southern Nevada Water Authority**  
1001 S. Valley View Boulevard, Mailstop #440  
Las Vegas, NV 89153  
Phone: 702 258-3930  
Web: <www.snwa.com>

**Southwest Florida Water Management District**  
2379 Broad Street  
Brooksville, FL 34604-6899  
Phone: 352 796-7211 or 800 423-1476 (Florida only)  
Web: <www.swfwmd.state.fl.us/watercon/xeris/swfxeris.html>

**Sustainable Sources Green Building Program: Sustainable Building Source Book**  
E-mail: info@greenbuilder.com  
Web: <www.greenbuilder.com/sourcebook/xeriscape.html>

**Water Conservation Garden – San Diego County**  
12122 Cuyamaca College Drive West  
El Cajon, CA 92019  
Phone: 619 660-0614  
Fax: 619 660-1687

E-mail: info@thegarden.org  
Web: <www.thegarden.org/garden/xeriscape/index.html> and <www.sdcwa.org/manage/conservation-xeriscape.phtml>

**WaterWiser: The Water Efficiency Clearing House**  
(Operated by AWWA in cooperation with the U.S. Bureau of Reclamation)  
6666 West Quincy Avenue  
Denver, CO 80235  
Phone: 800 559-9855  
Fax: 303 794-6303  
E-mail: bewiser@waterwiser.org  
Web: <www.waterwiser.org>

**Xeriscape Colorado!, Inc.**  
P.O. Box 40202  
Denver, CO 80204-0202  
Web: <www.xeriscape.org>

## Resources

The following is a partial list of publications on resource efficient landscaping. For even more information, particularly on plants suited to your locale, consult your local library, county extension service, nursery, garden clubs, or water utility.

Ball, Ken and American Water Works Association Water Conservation Committee. *Xeriscape Programs for Water Utilities*. Denver: American Water Works Association, 1990.

Bennett, Jennifer. *Dry-Land Gardening: A Xeriscaping Guide for Dry-Summer, Cold-Winter Climates*. Buffalo: Firefly, 1998.

Bennett, Richard E. and Michael S. Hazinski. *Water-Efficient Landscape Guidelines*. Denver: American Water Works Association, 1993.

Brenzel, Kathleen N., ed. *Western Garden Book*, 2001 Edition. Menlo Park: Sunset Publishing Corporation, 2001.

City of Aurora, Colorado Utilities Department. *Landscaping for Water Conservation: Xeriscape!* Aurora: Colorado Utilities Department, 1989.

Johnson, Eric and Scott Millard. *The Low-Water Flower Gardener: 270 Unthirsty Plants for Color, Including Perennials, Ground Covers, Grasses & Shrubs*. Tucson: Ironwood Press, 1993.

Knopf, James M. *The Xeriscape Flower Gardener*. Boulder: Johnson Books, 1991.

Knopf, James M., ed. *Waterwise Landscaping with Trees, Shrubs, and Vines: A Xeriscape Guide for the Rocky Mountain Region, California, and the Desert Southwest*. Boulder: Chamisa Books, 1999.

Knox, Kim, ed. *Landscaping for Water Conservation: Xeriscape*. Denver: City of Aurora and Denver Water, 1989.

Nellis, David W. *Seashore Plants of South Florida and the Caribbean: A Guide to Identification and Propagation of Xeriscape Plants*. Sarasota: Pineapple Press, Inc., 1994.

Perry, Bob. *Landscape Plants for Western Regions: An Illustrated Guide to Plants for Water Conservation*. Claremont: Land Design Publishing, 1992.

Phillips, Judith. *Natural by Design: Beauty and Balance in Southwest Gardens*. Santa Fe: Museum of New Mexico Press, 1995.

- Phillips, Judith. *Plants for Natural Gardens: Southwestern Native & Adaptive Trees, Shrubs, Wildflowers & Grasses*. Santa Fe: Museum of New Mexico Press, 1995.
- Robinette, Gary O. *Water Conservation in Landscape Design and Maintenance*. New York: Nostrand Reinhold, 1984.
- Rumary, Mark. *The Dry Garden*. New York: Sterling Publishing Co., Inc., 1995.
- Springer, Lauren. *The Undaunted Garden: Planting for Weather-Resilient Beauty*. Golden: Fulcrum Publishing, 1994.
- Springer, Lauren. *Waterwise Gardening*. New York: Prentice Hall Gardening, 1994.
- Stephens, Tom, Doug Welsh, and Connie Ellefson. *Xeriscape Gardening, Water Conservation for the American Landscape*. New York: Macmillan Publishing, 1992.
- Sunset Books, eds. *Waterwise Gardening: Beautiful Gardens with Less Water*. Menlo Park: Lane Publishing Company, 1989.
- Vickers, Amy. *Handbook of Water Use and Conservation*. Amherst, MA: WaterPlow Press, 2001.
- Weinstein, Gayle. *Xeriscape Handbook : A How-To Guide to Natural, Resource-Wise Gardening*. Golden: Fulcrum Publishing, 1998.
- Williams, Sara. *Creating the Prairie Xeriscape*. Saskatchewan: University Extension Press, 1997.
- Winger, David, ed. *Xeriscape Plant Guide: 100 Water-Wise Plants for Gardens and Landscapes*. Golden: Fulcrum Publishing, 1998.
- Winger, David, ed. *Xeriscape Color Guide*. Golden: Fulcrum Publishing, 1998.
- Winger, David, ed. *Evidence of Care: The Xeriscape Maintenance Journal, 2002, Vol. 1*, Colorado WaterWise Council, 2001.

## Acknowledgments

Technical advice provided by Alice Darilek, Elizabeth Gardener, and David Winger.

Cover photograph from Tom Brahl Photography.

Interior photographs have been provided courtesy of Denver Water and David Winger.

Illustrations by Linda Cook.

### **For copies of this publication contact:**

EPA Water Resources Center (RC-4100)  
U.S. Environmental Protection Agency  
Ariel Rios Building, 1200 Pennsylvania Avenue, NW.  
Washington, DC 20460

### **For more information regarding water efficiency, please contact:**

Water Efficiency Program (4204M)  
U.S. Environmental Protection Agency  
Ariel Rios Building, 1200 Pennsylvania Avenue, NW.  
Washington, DC 20460  
<[www.epa.gov/OWM/water-efficiency/index.htm](http://www.epa.gov/OWM/water-efficiency/index.htm)>



United States  
Environmental Protection Agency (4204M)  
Washington, DC 20460

Official Business  
Penalty for Private Use \$300